

Scaled data based on original data using  
LM-79-08 Approved Method: Electrical and Photometric Measurements of Solid-  
State Lighting Products

Test Report Prepared for  
Cooper Lighting Solutions  
(formerly Eaton)

Brand: McGRAW-EDISON

Report Number: P386958

Luminaire Tested: **GWC-SA2C-830-U-T3-HSS**

Issue Date: 3/3/2020

**Test Information**

Test Method: LM-79-08  
Report Number: P386958  
TEST IS SCALED FROM IESNA LM-79-08 TEST DATA (G2-1903-205-15)  
Test Lab: INNOVATION CENTER  
Issue Date: 3/3/2020  
Manufacturer: COOPER LIGHTING SOLUTIONS (FORMERLY EATON)  
Product Line: MCGRAW-EDISON  
Catalog Number: GWC-SA2C-830-U-T3-HSS  
Description: GALLEON WALL LUMINAIRE  
(2) 80 CRI, 3000K, 1050mA LIGHTSQUARES WITH 16 LEDS EACH AND TYPE III OPTICS WITH HOUSE SIDE SHIELD  
Light Source: -  
Ballast/Driver: ELECTRONIC DRIVER

**Summary**

Lumens per Lamp: N/A  
Luminaire Lumens: 8549 lumens  
Efficiency: N/A  
Efficacy: 77.0 lumens/watt  
Luminous Opening: Rectangular (W 1' x L: 0.5' x H: 0')  
IES Classification: Type III - Short  
BUG Rating: B1 - U0 - G2

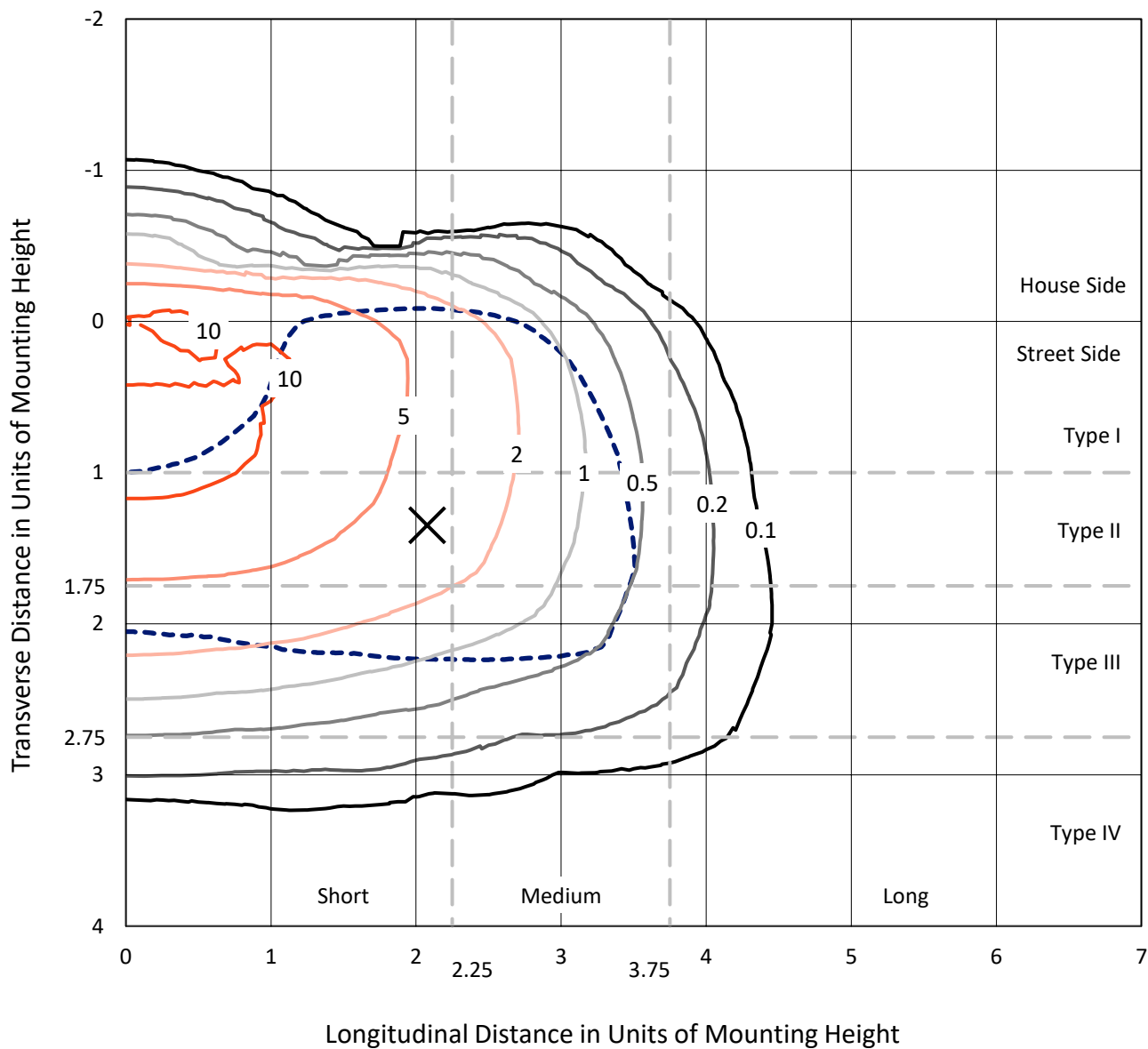
Input Watts (W): 111  
Input Voltage (V): NR  
Input Current (A<sub>in</sub>): NR  
Voltage Rise (V): NR  
Power Factor: NR  
Total Harmonic Distortion (THDi): NR  
Frequency (hertz): 60  
Stabilization Time: NR  
Operation Time: NR  
Ambient Temperature (°C): NR  
Test Distance: 24 FT



REPORT NUMBER: P386958  
 CATALOG NUMBER: GWC-SA2C-830-U-T3-HSS

### Iso-Footcandle Lines of Horizontal Illumination

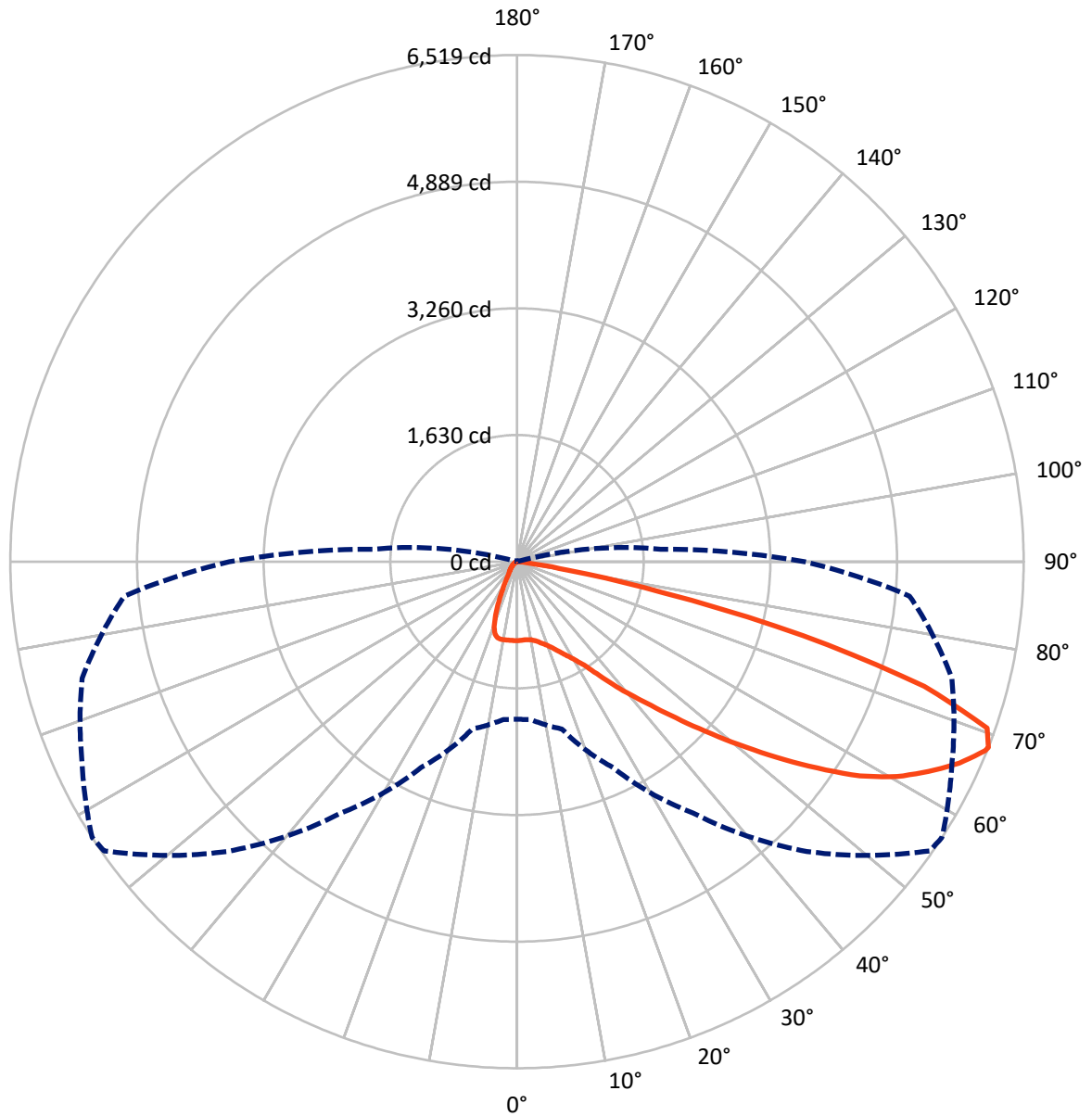
✕ Max cd  
 - - - 1/2 Max cd



Based on 10 foot mounting height. Maximum calculated value = 13.1 fc  
 Type III - Short - N/A

REPORT NUMBER: P386958  
CATALOG NUMBER: GWC-SA2C-830-U-T3-HSS

### Luminous Intensity Polar Plot



— Vertical Plane Through 57-Deg Lateral    - - - Horizontal Cone Through 68-Deg Vertical



REPORT NUMBER: P386958

CATALOG NUMBER: GWC-SA2C-830-U-T3-HSS

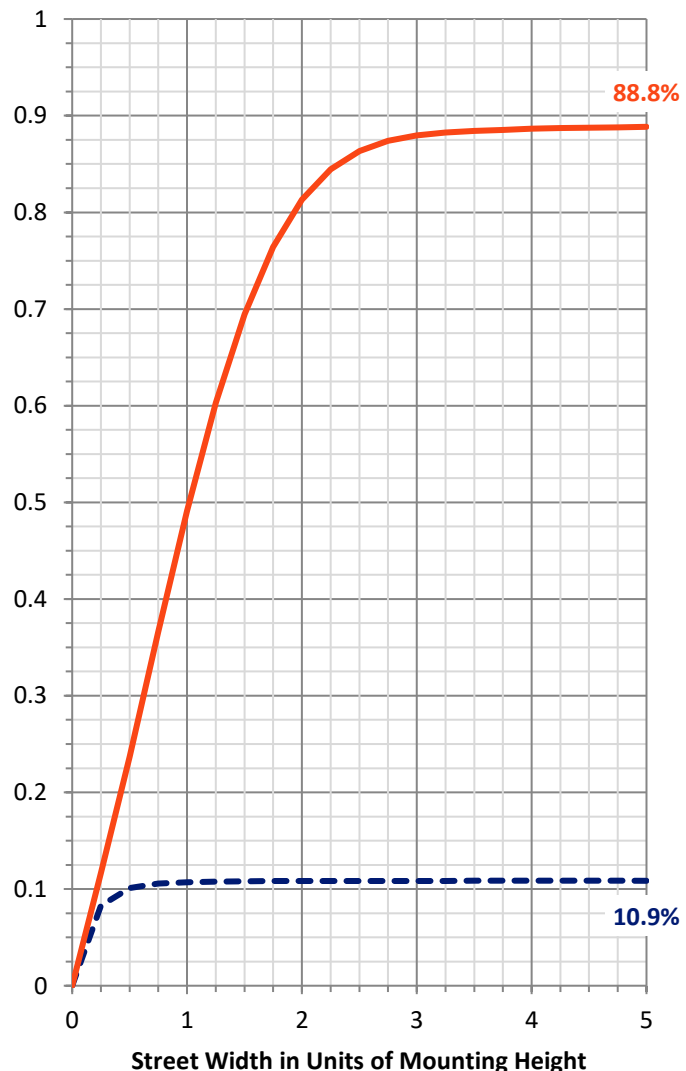
**FLUX DISTRIBUTION:**

		Downward	Upward	Total
<b>House Side</b>	Lumens	937.4	0.0	937.4
	% Fixture	11.0	0.0	11.0
<b>Street Side</b>	Lumens	7611.6	0.0	7611.6
	% Fixture	89.0	0.0	89.0
<b>Total</b>	Lumens	8549.0	0.0	8549.0
	% Fixture	100.0	0.0	100.0

**ZONAL LUMENS:**

Zone	Lumens	% Fixture
0°-10°	95.1	1.1
10°-20°	263.4	3.1
20°-30°	454.5	5.3
30°-40°	784.4	9.2
40°-50°	1341.7	15.7
50°-60°	2146.6	25.1
60°-70°	2480.1	29.0
70°-80°	947.7	11.1
80°-90°	35.5	0.4
90°-100°	0.0	0.0
100°-110°	0.0	0.0
110°-120°	0.0	0.0
120°-130°	0.0	0.0
130°-140°	0.0	0.0
140°-150°	0.0	0.0
150°-160°	0.0	0.0
160°-170°	0.0	0.0
170°-180°	0.0	0.0
0°-90°	8549.0	100.0
0°-180°	8549.0	100.0

**Coefficient of Utilization**



REPORT NUMBER: P386958

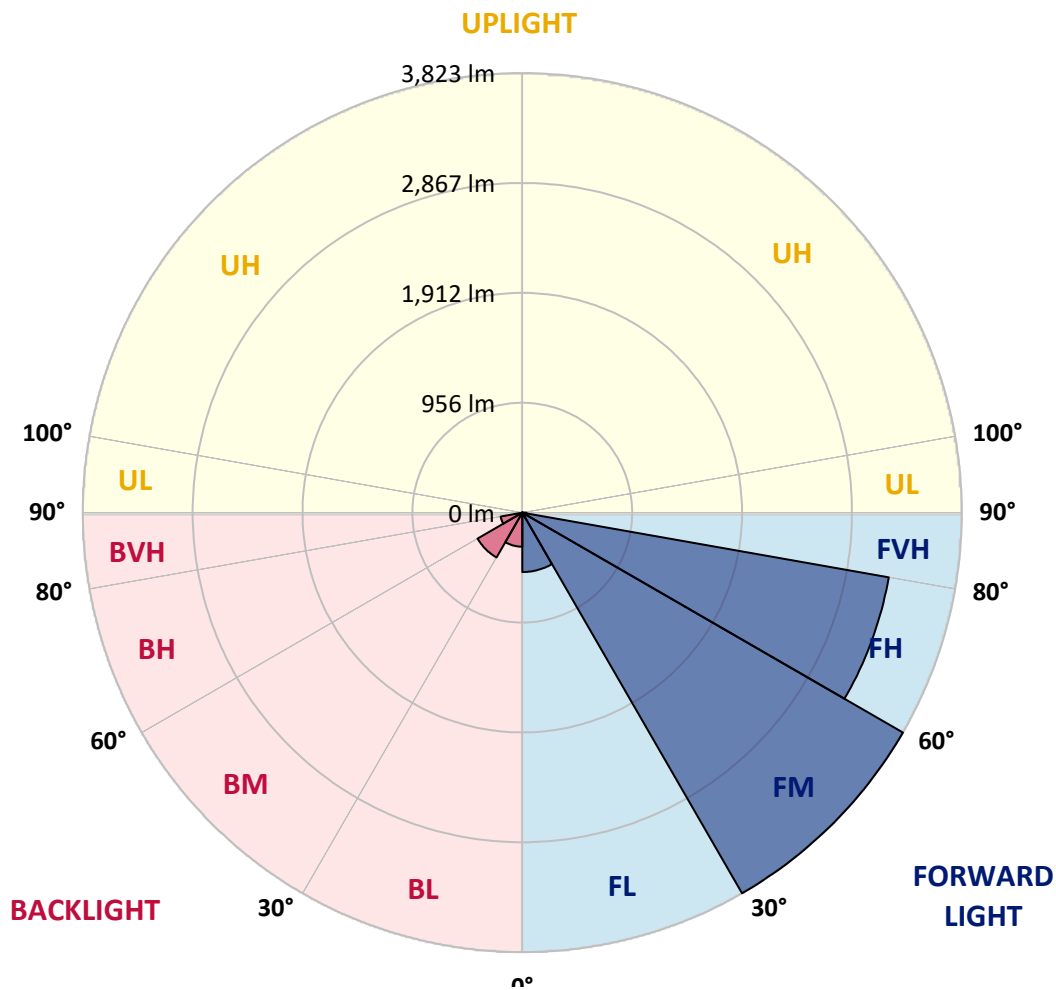
CATALOG NUMBER: GWC-SA2C-830-U-T3-HSS

**LUMINAIRE CLASSIFICATION SYSTEM LUMEN TABLE AND BUG RATING:**

Zone	Lumens	% Fixture	Zone Rating/Lumen Limit		
			B	U	G
FL (0°-30°)	516.7	6.0			
FM (30°-60°)	3823.0	44.7			
FH (60°-80°)	3236.9	37.9			G2/5000
FVH (80°-90°)	34.9	0.4			G1/100
BL (0°-30°)	296.3	3.5	B1/500		
BM (30°-60°)	449.6	5.3	B1/1000		
BH (60°-80°)	190.9	2.2	B1/500		G1/500
BVH (80°-90°)	0.6	0.0			G0/10
UL (90°-100°)	0.0	0.0		U0/0	
UH (100°-180°)	0.0	0.0		U0/0	

**BUG Rating: B1-U0-G2**

Type III Short





REPORT NUMBER: P386958

CATALOG NUMBER: GWC-SA2C-830-U-T3-HSS

**CANDELA DISTRIBUTION (FULL):**

	0°	5°	15°	25°	35°	45°	55°	57°	65°	75°	85°
0°	1015.8	1015.8	1015.8	1015.8	1015.8	1015.8	1015.8	1015.8	1015.8	1015.8	1015.8
2.5°	992.0	996.4	999.7	1001.7	1004.1	1009.4	1011.0	1013.4	1014.6	1014.6	1017.5
5°	952.8	957.6	964.5	970.2	981.5	996.0	1006.5	1010.6	1017.9	1024.3	1028.0
7.5°	916.4	922.1	930.1	943.5	962.9	986.3	1008.2	1013.8	1028.0	1041.7	1048.6
10°	893.0	897.4	907.9	926.9	952.4	985.1	1015.8	1022.7	1047.0	1070.0	1082.9
12.5°	884.9	888.9	899.8	921.3	952.8	991.2	1033.6	1043.7	1079.3	1112.9	1131.1
15°	896.6	897.4	909.1	929.3	960.5	1006.1	1063.1	1075.3	1120.1	1163.8	1186.4
17.5°	941.9	938.2	944.3	953.2	977.8	1026.0	1094.3	1112.5	1172.3	1223.6	1245.0
20°	1055.1	1055.1	1041.3	1017.1	1017.5	1056.7	1136.3	1156.9	1230.1	1289.5	1308.9
22.5°	1248.7	1245.0	1217.6	1158.1	1103.6	1109.6	1187.6	1214.3	1299.6	1363.1	1369.6
25°	1481.5	1477.1	1434.6	1351.0	1256.4	1195.3	1257.2	1287.9	1382.5	1438.7	1425.3
27.5°	1728.1	1724.5	1682.4	1578.5	1443.9	1332.0	1340.0	1369.1	1467.0	1522.4	1479.9
30°	1967.0	1968.2	1926.6	1819.9	1667.5	1506.2	1445.1	1462.1	1549.0	1605.2	1544.6
32.5°	2194.2	2195.8	2159.8	2040.6	1898.3	1708.7	1590.7	1586.2	1644.4	1699.8	1630.3
35°	2396.7	2400.8	2376.1	2283.5	2132.8	1934.3	1779.4	1768.9	1779.9	1842.5	1761.7
37.5°	2592.0	2594.4	2575.8	2497.8	2371.7	2182.1	2017.9	2003.0	1979.5	2027.7	1935.1
40°	2805.8	2799.7	2778.3	2707.6	2599.2	2455.7	2274.2	2248.4	2207.5	2250.4	2163.1
42.5°	3004.7	2997.8	3001.5	2921.4	2830.1	2737.1	2573.0	2528.5	2504.7	2554.0	2442.8
45°	3253.3	3249.7	3261.8	3192.3	3118.3	3050.8	2915.4	2866.8	2856.3	2914.1	2781.1
47.5°	3498.7	3507.6	3545.2	3515.6	3485.7	3426.3	3278.0	3256.1	3262.6	3332.5	3138.1
50°	3703.2	3713.7	3816.8	3850.8	3894.0	3859.2	3710.5	3697.1	3722.6	3785.7	3522.1
52.5°	3851.2	3872.6	4000.7	4157.2	4314.8	4338.3	4189.9	4177.8	4212.1	4221.8	3818.8
55°	3953.8	3972.8	4118.0	4404.2	4725.1	4826.2	4734.0	4687.1	4680.7	4584.9	4130.9
57.5°	3972.0	3970.0	4178.6	4563.8	5046.9	5307.6	5249.4	5203.3	5070.7	4920.4	4488.6
60°	3869.4	3881.1	4123.2	4619.2	5249.0	5671.8	5676.3	5616.5	5409.9	5246.6	4835.5
62.5°	3553.2	3600.9	3845.5	4474.1	5246.6	5818.6	5989.2	5943.5	5696.5	5513.8	5187.2
65°	3040.7	3057.6	3290.9	3976.9	4892.1	5757.1	6270.9	6253.9	5954.8	5773.3	5367.9
67.5°	2220.5	2183.7	2428.7	3131.6	4141.8	5399.0	6473.0	6494.5	6154.1	5826.7	5175.4
68°	2026.4	2037.4	2228.2	2922.6	3945.3	5272.5	6486.4	6519.1	6173.9	5791.9	5070.3
70°	1207.9	1228.9	1399.1	2012.3	3001.5	4556.6	6342.5	6417.3	6055.9	5433.3	4385.6
72.5°	308.4	333.5	494.4	900.6	1714.4	3210.4	5354.1	5480.6	5257.9	4407.8	2960.6
75°	126.9	133.4	176.7	296.7	638.7	1446.4	3529.0	3799.8	3645.0	2638.9	1338.0
77.5°	87.7	92.2	113.6	164.5	276.5	490.3	1730.1	1925.8	1735.0	900.6	291.9
80°	63.1	66.7	81.3	109.5	158.9	175.0	563.9	652.0	517.8	197.7	72.4
82.5°	37.6	40.4	60.6	78.0	96.6	83.7	140.3	159.3	150.0	98.2	32.3
85°	18.6	21.8	40.8	55.8	52.1	35.2	42.8	47.7	59.0	59.8	17.4
87.5°	1.2	2.4	23.8	33.6	14.6	8.1	12.5	15.4	21.0	29.5	7.3
90°	0.0	0.0	0.0	0.0	0.0	0.0	0.0	0.0	0.0	0.0	0.0



REPORT NUMBER: P386958  
 CATALOG NUMBER: GWC-SA2C-830-U-T3-HSS

**CANDELA DISTRIBUTION (continued):**

	90°	95°	105°	115°	125°	135°	145°	155°	165°	175°	180°
0°	1015.8	1015.8	1015.8	1015.8	1015.8	1015.8	1015.8	1015.8	1015.8	1015.8	1015.8
2.5°	1018.7	1019.1	1016.3	1015.0	1015.8	1011.0	1009.0	1009.8	1009.8	1011.0	1009.0
5°	1028.8	1028.8	1023.9	1017.5	1013.8	1004.5	998.5	996.8	995.6	994.8	993.2
7.5°	1050.6	1048.2	1039.7	1025.5	1013.4	993.2	977.8	969.8	965.7	964.1	962.9
10°	1085.8	1081.3	1067.2	1040.9	1013.0	977.0	943.5	919.6	899.8	891.7	886.9
12.5°	1133.1	1126.6	1102.8	1059.1	1010.2	943.9	871.1	801.2	736.1	709.4	696.1
15°	1187.6	1178.3	1140.8	1074.5	993.6	869.1	711.1	588.6	498.4	464.5	449.9
17.5°	1243.0	1230.9	1173.9	1084.2	943.9	714.3	498.8	376.7	316.5	300.3	294.7
20°	1298.8	1281.0	1202.6	1076.9	831.5	515.0	329.0	275.3	257.9	253.1	251.4
22.5°	1351.8	1324.3	1228.5	1048.6	658.5	345.6	260.3	243.4	237.7	234.9	234.1
25°	1397.9	1359.4	1251.1	961.3	466.1	261.1	234.5	228.8	221.5	216.3	216.7
27.5°	1441.1	1394.6	1264.9	817.4	310.9	223.1	217.1	209.4	196.1	188.4	188.4
30°	1493.3	1441.5	1275.0	629.0	228.8	197.3	192.4	180.7	162.5	152.4	152.4
32.5°	1571.7	1512.7	1268.5	441.4	189.6	173.4	162.1	145.9	126.1	116.4	116.0
35°	1691.7	1622.6	1222.4	289.4	167.4	150.8	132.6	112.8	95.4	87.3	86.9
37.5°	1853.4	1769.7	1118.9	207.0	150.0	129.8	107.9	86.1	73.2	67.9	67.5
40°	2063.2	1940.7	971.0	167.8	133.8	109.5	83.3	66.7	57.8	53.8	54.2
42.5°	2315.1	2123.9	793.5	144.7	118.0	90.1	65.1	52.6	46.9	44.1	43.3
45°	2594.8	2304.6	607.6	129.0	102.3	72.8	50.9	41.6	37.2	35.6	35.6
47.5°	2902.4	2480.4	444.7	115.2	85.3	56.2	40.8	34.0	30.3	29.1	28.7
50°	3181.7	2602.5	320.6	100.7	69.9	44.5	33.1	28.3	25.9	24.3	24.3
52.5°	3414.6	2640.9	236.1	84.9	56.6	35.6	27.5	24.3	21.8	20.6	20.6
55°	3619.5	2625.1	175.4	69.9	45.7	29.1	23.4	20.6	18.6	17.4	17.4
57.5°	3816.0	2574.2	131.0	57.0	36.8	23.4	19.8	17.4	15.4	14.6	14.6
60°	3976.5	2489.3	97.4	46.1	29.5	19.0	16.6	14.1	12.5	11.3	11.3
62.5°	4106.6	2395.5	71.5	38.0	23.4	15.0	12.9	11.7	9.3	8.1	8.1
65°	4107.4	2239.9	53.8	31.5	18.2	11.7	9.7	9.3	6.1	4.9	4.4
67.5°	3810.3	1931.0	41.2	27.1	14.1	8.9	7.3	7.7	3.2	2.0	1.6
68°	3702.4	1852.6	38.8	26.7	13.3	8.5	6.9	7.7	2.8	1.6	1.2
70°	3121.5	1473.8	31.1	25.9	11.7	6.5	5.7	7.7	2.4	1.2	0.8
72.5°	1996.5	855.4	23.0	20.6	8.9	4.9	3.6	6.9	2.4	0.8	0.4
75°	849.7	265.2	15.8	14.6	5.3	3.6	2.4	4.4	1.6	0.4	0.0
77.5°	179.1	59.8	9.3	8.9	3.6	2.4	1.6	1.2	0.4	0.0	0.0
80°	46.1	17.4	4.9	4.4	2.0	1.2	0.8	0.0	0.0	0.0	0.0
82.5°	14.6	6.9	2.8	2.0	0.8	0.0	0.0	0.0	0.0	0.0	0.0
85°	7.3	4.0	1.6	0.8	0.0	0.0	0.0	0.0	0.0	0.0	0.0
87.5°	4.0	1.2	0.4	0.0	0.0	0.0	0.0	0.0	0.0	0.0	0.0
90°	0.0	0.0	0.0	0.0	0.0	0.0	0.0	0.0	0.0	0.0	0.0



Signify Classified - Internal  
Cooper Lighting Solutions Photometric Lab  
1121 Highway 74 South  
Peachtree City, GA 30269

Scaled Data Report



Report Generated By 670245982

Signify Classified - Internal  
Cooper Lighting Solutions Photometric Lab  
1121 Highway 74 South  
Peachtree City, GA 30269

Scaled Data Report



Signify Classified - Internal  
Cooper Lighting Solutions Photometric Lab  
1121 Highway 74 South  
Peachtree City, GA 30269

Scaled Data Report



Signify Classified - Internal  
Cooper Lighting Solutions Photometric Lab  
1121 Highway 74 South  
Peachtree City, GA 30269

Scaled Data Report



Signify Classified - Internal  
Cooper Lighting Solutions Photometric Lab  
1121 Highway 74 South  
Peachtree City, GA 30269

Scaled Data Report



--- HS — SS

Signify Classified - Internal  
Cooper Lighting Solutions Photometric Lab  
1121 Highway 74 South  
Peachtree City, GA 30269

Scaled Data Report



u

Signify Classified - Internal  
Cooper Lighting Solutions Photometric Lab  
1121 Highway 74 South  
Peachtree City, GA 30269

Scaled Data Report



Signify Classified - Internal  
Cooper Lighting Solutions Photometric Lab  
1121 Highway 74 South  
Peachtree City, GA 30269

Scaled Data Report



(END OF REPORT)